



SHORT GUIDE FOR REPATRIATION

MOVING TO THE REPUBLIC OF ARMENIA
EVERYTHING YOU NEED TO KNOW



PREPARED BY
OFFICE OF THE HIGH COMMISSIONER
FOR DIASPORA AFFAIRS,
REPATRIATION AND INTEGRATION CENTER
& REPAT ARMENIA FOUNDATION





**OFFICE OF THE HIGH COMMISSIONER FOR
DIASPORA AFFAIRS REPUBLIC OF ARMENIA**



**REPUBLIC OF ARMENIA
REPATRIATION AND
INTEGRATION CENTER**

**Repat
Armenia** 

**The Office of the High Commissioner for Diaspora Affairs of
the Republic of Armenia**

**All rights reserved.
2025**

WELCOME SPEECH OF THE HIGH COMMISSIONER



Dear repatriates,

The Office of the High Commissioner for Diaspora Affairs of the Republic of Armenia welcomes you and is ready to help you in the process of repatriation.

Considering repatriation as a priority and in order to make the process easier, the Office established the first Repatriation and Integration Center of the Republic of Armenia in 2023.

There is no doubt that the Republic of Armenia is the Homeland of all Armenians and the cradle of Armenian identity preservation. Your willingness to return to your Homeland and your decision to support the strengthening of your Homeland are important. Each repatriate brings a new experience, worldview, and knowledge, and becomes a part of Armenian society by sharing rights and responsibilities.

This repatriation guide aims to enhance your knowledge of the process and contains a range of practical information and advice.

On the way to your Homeland, the Repatriation and Integration Center is by your side and provides several services.

We are welcoming and waiting for you in our Homeland.

Sincerely, *Zareh Sinanyan*

ZAREH SINANYAN
High Commissioner for Diaspora Affairs

CONTENTS

WELCOME SPEECH OF THE HIGH COMMISSIONER	3
OFFICE OF THE HIGH COMMISSIONER FOR DIASPORA AFFAIRS	6
REPATRIATION AND INTEGRATION CENTER	7
REPAT ARMENIA FOUNDATION	8
PLANNING YOUR MOVE TO ARMENIA	9
CITIZENSHIP	10
MILITARY REGISTRATION AND SERVICE	12
RESIDENCY	13
ADDRESS REGISTRATION AND SERVICE	16
MOVING YOUR BELONGINGS	17
HEALTHCARE	19
EDUCATION	20
EMPLOYMENT OPPORTUNITIES	21
OPENING A BUSINESS IN ARMENIA	22
WORK PERMIT	23
RENTING	24
UTILITIES, MOBILE, AND THE INTERNET	25
BANKING AND FINANCE	26
DRIVING IN ARMENIA AND PUBLIC TRANSPORTATION	27
LIVING EXPENSES	28
GOVERNMENT FEES AND EXPENSES	29
IMPORTANT AND EMERGENCY NUMBERS	30

The office of the High commissioner for Diaspora Affairs was established on June 11, 2019. The office is the body responsible for strengthening and deepening Armenia-Diaspora relations, which is providing support to Diaspora Armenians and implementing the repatriation process, as well as ensuring integration, mapping pan-Armenian potential, developing strategies and policies for Diaspora engagement in Armenia.

The strength and viability of Armenia and the Diaspora are interrelated, and our goals and policies are aimed at promoting mutual interests.

The Office acts as a critical bridge with the aim of consolidating the pan-Armenian potential and involving our compatriots from the Diaspora in the life of the Homeland.

Along the way, the office implements a number of programs aimed at involving the professional potential of the Diaspora in the state administration system of Armenia, preserving the Armenian identity among young people and ensuring their active participation in community life, strengthening the Diaspora-homeland connection, mapping the potential of the Diaspora, and organizing pan-Armenian conferences and summits.

One of the most important achievements of the Office is the establishment of the first Repatriation and Integration Center in the history of the Republic of Armenia.



The Repatriation and Integration Center serves as a comprehensive resource center to aid repatriates with every aspect of moving to Armenia.

The Center was established by the Office of the High Commissioner for Diaspora Affairs of the Republic of Armenia in partnership with the H. Hovnanian Family Foundation.

The Repatriation and Integration Center aims to promote repatriation, ease the repatriation process, and ensure a smooth integration process for the Diaspora Armenians moving to the Homeland.

THE CENTER'S SERVICES

Each repatriate considering or in the process of moving to Armenia will be assigned an Integration Support Specialist who will serve as their primary point of contact throughout the entire process and provide consultation and practical guidance in the following areas:

- Citizenship and residency permit
- Moving personal belongings
- Healthcare
- Education
- Social services
- Employment and work permit
- Military conscription
- Legal issues
- Establishing a business.

The Center also provides:

- Free-of-charge Armenian language courses
- Free-of-charge integration seminars
- Informative meetings and orientation sessions.

The Repat Armenia Foundation is a non-governmental, non-profit organization which was established in August 2012 to take the concept of active repatriation to the next level, with a full-time, dedicated staff based in Yerevan, and a network of supporters worldwide.

THE MAIN DIRECTIONS OF OUR WORK INCLUDE:

- Information support with practical guidance on life in Armenia, featuring tips and stories from repatriates and expats on our website and social media;
- Online and offline consultations covering integration, employment, business setup, networking, education, healthcare, and legal matters;
- Employment support, including personalized guidance, CV-writing assistance, and access to the exclusive staff.am/repat job database;
- Networking & integration events, including formal and informal gatherings, meetups with impactful organizations, and group trips;
- Corporate-rate health insurance package with comprehensive coverage;
- Free Armenian language courses.

Each year, more than 800 people from Russia, Lebanon, the USA, Iran, Syria, Canada, France, and other countries apply to the Repat Armenia Foundation for advice on repatriation and integration. Over the course of our twelve-year journey, our community of repatriates and expatriates has grown to exceed 12,000 members.



Pre-repatriation priorities

- Plan a pilot trip to Armenia
- Prepare all the necessary documents
- Apply for RA citizenship or permanent/temporary residence status, book an appointment online at migration.e-gov.am
- Familiarize yourself with the rules and procedures for moving your personal belongings and financial assets to Armenia
- Learn/improve your Armenian.

Perhaps the most important aspect of any move, it is imperative that you gather all of your documents (originals, with apostille and notarized translations):

Below is a list of documents needed to obtain legal status in Armenia, enroll in school, and for other purposes:

- Birth certificate (for all family members)
- Passport
- Baptism certificate
- Marriage certificate
- Education certificate
- Vaccination documentation and medical records
- Driver's license
- Ownership documents for immovable and movable property

TIP: Make sure your data is consistent across all documents and their translations. If you have changed your first and/or last name, please make sure you have all the documents confirming your name change, along with their notarized translation.

NOTE: Documents issued by a foreign government, such as birth and marriage certificates, will require apostille certification from the country of issuance. The Apostille certifies the authenticity of the signature of the person who signed the document, as well as the authenticity of the seal or stamp placed on the document. Many Armenian embassies and consulates provide notary and translation services.



Obtaining citizenship of the Republic of Armenia

There are four options for acquiring the citizenship of the Republic of Armenia: by nationality/ethnicity, by marriage, being a parent or child of an RA citizen, and by exception. We highly recommend applying for citizenship or permanent residency before you move to Armenia, as this process can last 3-6 months, and can take longer if the required documents are missing.

Registration for document submission is available exclusively through the online portal migration.e-gov.am.

Step 1. Prepare the documents

Ethnic Armenians can apply for Armenian citizenship without the requirement for residency and citizenship exams by providing documents that confirm their Armenian ethnicity.

When applying for RA citizenship based on ethnicity, you will need to provide:

- Passport and a copy with a notarized translation
- Six (color) photos of 35x45mm in size
- Notarized translation of the birth certificate (apostille is not required for citizens of the CIS countries)
- A baptism certificate or other document confirming ethnicity
- Parents' passports and copies with notarized translations
- Notarized translation of the marriage certificate (apostille is not required for citizens of the CIS countries)
- Passport/certificate of citizenship of the spouse and a copy with a notarized translation
- Notarized translation of the child's birth certificate (apostille is not required for citizens of the CIS countries)

Documents confirming Armenian ethnicity include a baptism certificate that states your ethnic Armenian origin, your parents' birth certificate or passport issued by the Republic of Armenia or the former Armenian SSR, or a document issued by foreign government which states either you, your parents' or grandparents' Armenian ethnicity.

Note: A baptism certificate will need consular legalization from an Armenian embassy or general consulate in the country where it was issued.

If you are not an ethnic Armenian or do not possess documentation to prove your ethnic Armenian origin, you can become a citizen of RA only after 3 years of permanent residence in Armenia and passing the exam on the knowledge of the Armenian language and the Constitution of the Republic of Armenia.

A person whose parents (or one of them) previously had citizenship of the Republic of Armenia, or granted permanent residency in the Republic of Armenia during the last year, can obtain citizenship following the amendment of the law on 11/16/2023.

Scan the QR code for details:



Step 2. Apply for citizenship

Applications for citizenship are normally filed at the Migration and Citizenship Service of the Republic of Armenia (commonly known as OVIR). You can also file an application at an Armenian Embassy or General Consulate abroad.

In the near future, the citizenship application process will be digitized. Applicants will be able to submit applications and correct documents through an electronic platform, requiring only one visit to the Migration and Citizenship Service to verify the consistency of their online submissions with the physical documents.

Step 3. Track your application status

The application for RA citizenship is usually considered within 90 working days. Before being signed by the President of the Republic of Armenia, the Decree on Citizenship will be reviewed by the Ministry of Internal Affairs of RA, the National Security Service of RA, the Ministry of Foreign Affairs of RA and the Commission on Citizenship of RA. Immediately after filling out the application form, you receive a six-digit code which you can use to track the entire process online.



Police.am

Step 4: Take the oath and pick up your passport

After your RA citizenship is granted, you can pick up your passport in Armenia or at the Armenian Embassy or General Consulate where you applied. If in Armenia, you will be given a date and time (via electronic queue) at the Migration and Citizenship Service of the Republic of Armenia to sign the oath of allegiance and receive a passport.

*** You can contact the Migration and Citizenship Service of the Ministry of Internal Affairs through its Call Center by dialing 84-22. The service is available Monday to Friday during business hours.**

NOTE: At this stage, you can also register your address. To register a local address, you will need to show proof of residence in Armenia (e.g. ownership certificate, rental agreement, owners' consent, etc.). To do this, you need to come to the territorial/district police department of the Republic of Armenia with your passport. The process can take up to 10 days.

MILITARY REGISTRATION AND SERVICE



Military service is mandatory for male RA citizens aged 18 and over. The service lasts two years. **Citizens of the Republic of Armenia aged 18-50 are obliged to be registered in the military reserve force and can be conscripted in case of conscription/mobilization.**

Before receiving a passport of an RA citizen, it is necessary to register at the Republican military commissariat.

Citizens enrolled in the reserve are divided into ordinary, non-commissioned officers and reserve officers, and the terms of service in the reserve for ordinary and junior officers can extend up to 58 years.

Once Armenian citizenship is granted:

1. You visit the Migration and Citizenship Service of the Ministry of Internal Affairs of the Republic of Armenia (OVIR) to apply for a passport (Online registration needed)

Scan the QR code for details:



2. The Migration and Citizenship Service provides a referral for registration at the military commissariat
3. If you already have a military ID, it is advisable to have it with you when opening a registration card in your name at the military commissariat
4. In the military commissariat, you will be given a medical examination sheet, with which you must undergo a medical examination
5. Complete the registration at the military commissariat and take the registration form/confirmation of registration to the Migration and Citizenship Service to receive your passport.

Please note that this process may take a few days.

The address of the Conscription and Mobilization Staffing Service (Ministry of Defense of the Republic of Armenia) is

 **6 Babayan str.,**  **Tel. 010 201 568.**

NOTE: On February 12, 2024, amendments to the RA Law "On Military Service and the Status of a Serviceman" came into force, according to which male persons aged 27 to 37 years who have received RA citizenship are subject to compulsory military service.

Those who have served at least 1 year in the armed forces of another country or completed 1.5 years of alternative service before acquiring RA citizenship are exempt from service.

Scan the QR code for details:



RESIDENCY



The residency status allows you to study, work, open a business, and live in Armenia. There are 3 types of residency status:

- **Temporary** residency status is issued for 1 year with the possibility of annual renewal
- **Permanent** residency status is issued for 5 years with the possibility of renewal every 5 years
- **Special** residency status is issued in the form of a passport valid for 10 years with the possibility of renewal every 10 years

Applications for temporary, permanent, and special residency status are processed faster than applications for citizenship and take 1-2 months.

Documents required to apply for a permanent residency status based on nationality are the following:

- 1.** Application
- 2.** Questionnaire
- 3.** Three (color) photos 35x45mm in size
- 4.** Passport, a copy of the passport, and a notarized translation of the passport into Armenian
- 5.** Health certificate
- 6.** Document certifying legal residence in the Republic of Armenia — an entry visa, a residence permit card, a special passport of the Republic of Armenia, or an entry stamp in the person's document issued by border control authorities upon arrival in the Republic of Armenia
- 7.** In the case of a minor, the passport of the parent or legal representative and a document certifying the relationship,
- 8.** In the case of a trustee, a power of attorney, and a passport of the trustee
- 9.** Documents substantiating the fact of obtaining (extending) a residence permit in the Republic of Armenia

a. Armenians by nationality present one of the documents confirming their nationality (birth/baptism certificate)

B. In case of entrepreneurial activity – documents certifying entrepreneurial activity

c. In case of being a close relative of a citizen of the Republic of Armenia or a foreigner with a special, permanent, or temporary status, a document certifying family ties, a passport of a citizen of the Republic of Armenia, a document confirming residence in the Republic of Armenia for at least 3 years – Receipt of payment of the state fee (for individuals under 18 years of age, the fee is not charged)

To obtain a special residency permit (Special passport of the Republic of Armenia), you must provide the following documents:

- 1.** Application
- 2.** Questionnaire
- 3.** Document certifying legal residence in the Republic of Armenia — an entry visa, a residence permit card, a special passport of the Republic of Armenia, or an entry stamp in the person's document issued by border control authorities upon arrival in the Republic of Armenia

4. One of the documents certifying the Armenian ethnicity:

- Baptism certificate issued by Armenian church structures, authenticated by the Embassy or General Consulate of the Republic of Armenia, with a note on the Armenian ethnicity of the baptized person or their parent
- Document certifying Armenian ethnicity, issued by the competent authorities of a foreign state, authenticated by the Embassy or General Consulate of the Republic of Armenia
- Other document certifying Armenian ethnicity, authenticated by the Embassy or General Consulate of the Republic of Armenia
- Birth certificate or identification document of a parent, grandfather, grandmother, full sister or full brother /full sibling, with indication of Armenian descent

The birth certificate of half-brother/half-sister/half-siblings/ or any other document confirming Armenian ethnicity may serve as proof of Armenian ethnicity if the sibling's Armenian ethnicity is based on having the same parent.

Besides the documents mentioned in point 4.4, the applicant is required to submit a document confirming the family connection to the person, whose documents are being submitted as proof of Armenian ethnicity, issued by an authorized state body.

The documents certifying the Armenian nationality/ethnicity are also considered a birth certificate and a passport containing the column ethnicity – Armenian.

- Passport or travel document and its notary-certified Armenian translation
- Six (color) photos 35x45mm in size
- Receipt of payment of the state duty

*You will need to undergo a medical examination and obtain a health certificate, which must be submitted along with your residence permit application. The examination can be performed at both public and private clinics.

NOTE: A document confirming ethnicity, such as a baptism certificate, must be authenticated at the Embassy or General Consulate of the Republic of Armenia in the country where it was issued. The baptism certificate must indicate that you are an Armenian by ethnicity.



Address Registration

The law requires citizens and residents of Armenia to register their residential address with the local police station. When registering an address, you will need to show proof that you reside in Armenia. It can be a certificate of ownership, lease of a residential property, or confirmation of the owner's consent to the registration. If none of these documents are available, you may request the local police to make a factual check (it usually takes up to two weeks) and confirm that you actually live at the address in question. The cost of address registration is 1000 AMD.

If you did not register your residential address before receiving your passport from the Migration and Citizenship Service (OVIR), you can register it at your local police station.

Social Services Number

The Social Services Number (SSN) is necessary for the social security rights of citizens of the Republic of Armenia and foreign citizens living in Armenia. It has a unique serial number and is necessary for employment, as well as for receiving poverty and unemployment benefits, old-age and disability pensions, as well as for opening a bank account, paying taxes, and much more.

When applying for a Social Services Number at the Migration and Citizenship Service (OVIR) of the Ministry of Internal Affairs of the Republic of Armenia, you must provide a residency document or your passport.

The Social Services Number is required for:

- Payment of salary and income equivalent to it
Assignment and payment of pensions, benefits, and compensations provided under state social security programs
- Calculating and paying taxes, duties and mandatory payments
- Opening a bank account
- Managing the information databases of state and local self-government bodies, as well as state and municipal jurisdiction organizations
- In other cases provided for by law

NOTE: The identification card (ID card) is issued on the basis of the passport. If you receive an identification card, it will include your personal identification number, Social Services Number and passport details. Only citizens of the Republic of Armenia can obtain an ID card.



When moving to Armenia for permanent residence, you can bring your personal property and belongings without paying customs duties and customs fees.

In order to import personal property free of charge, you must meet a number of conditions, in particular, if you were absent from Armenia for at least 1280 days (about 3.5 years) during the last 2550 days (7 years) and if you have not used this privilege before.

In order to receive customs privileges when importing your personal property and belongings, your belongings must be without factory packaging and labeling.

The list of personal items imported without customs duties includes:

- Household appliances, with no more than three items of each type of electronic equipment (e.g. refrigerator, TV, air conditioner, computer, washing machine. etc.), That show visible signs of use (wear and tear)
- One set of furniture from each type, for personal use only (for bedroom, kitchen, and living room)
- One vehicle for personal use, which has been registered in your name for at least 6 months in the country of your previous residence before being imported to the Republic of Armenia. Before deregistration in the former country, the vehicle must have been the sole property of the person arriving to permanent residence in Armenia, and a document confirming this must be provided. The vehicle's documents must be submitted with an apostille. Kindly note that the environmental tax for vehicles must be paid.
- Other personal items (clothes, household and bedding items, books, etc.) Can be transported without any quantity limitations

NOTE: Items related to work/business activities (for example, equipment, tools, etc.) cannot be imported without customs duties and fees.

You pay for the space occupied by your goods in the customs warehouses. Vehicles are stored free of charge in the customs area (in the city of Gyumri).

Your personal belongings can be imported tax-free within 18 months following your arrival.

You must apply for import tax exemption to the RA State Revenue Committee in the name of the Head of the Customs Service attaching the following documents:

- Documents regarding the name, weight, and quantity of personal used goods imported into the RA, transportation documents (ship or land bills of lading, non-commercial invoices or bills of lading, transit declarations, the original receipt for the payment of property transportation)
- The document confirming your right of permanent residence in the Republic of Armenia, a copy of your passport or your document issued by the authorized body of the RA government confirming your status as a refugee or forcibly displaced person.
- The document confirming the fact of your permanent residence in a foreign (exit) country prior to your relocation (passport, residence card, another document with international authentication (apostille) or RA consular authentication)
- The document confirming the recognition of the fact of your move to the RA for permanent residence issued by the Passport and Visa Department of the RA Police.

Upon request by the Customs Office, the applicant is required to provide Armenian translations of documents issued by foreign countries, duly notarized in accordance with the law.

The customs office will have up to 3 weeks to grant or reject your application.

For more information, visit the "MOVING YOUR BELONGINGS" section of the website diaspora.gov.am.

 RA State Revenue Committee, Movses Khorenatsi St. 3, 7  (+374) 60 544 444



secretariat@petekamutner.am



Medical care and emergency medical services in the Republic of Armenia are provided to everyone (including foreigners). Childbirth and the primary medical care of all citizens and residents under the age of 18 are provided free of charge (with certain limitations on types of procedures).

There are many programs for those who need to receive the necessary medical care.

Many people choose local polyclinics or private hospitals to get primary medical care. Most services in public polyclinics are provided free of charge.

To register for a medical service, you need to:

1. Find your nearest polyclinic
2. Provide your passport and Social Services Number on the spot
3. Sign a contract with the polyclinic and become their beneficiary

For more information, please contact the Ministry of Health of the Republic of Armenia.

 pr@moh.am  (+374 60) 808003 /2301

The ArMed app is used throughout Armenia. The electronic medical records system keeps track of your doctor's appointments, medical conditions, diagnoses, and vaccination dates. You can download the mobile application at armed.am.

Medical Insurance

Individual medical insurance is not common in Armenia, but it will be more affordable and profitable for you to join a corporate package.

Repat Armenia Foundation is working with Nairi Insurance to offer comprehensive coverage at a lower price.

The plan is priced at 130,000 AMD annually (will cost 30% less with a family of 3 or more) and covers up to 7 million AMD in medical bills in Armenia.

Contact Repat Armenia for more information on the services included in the package and how to sign up for this offer at repatarmenia.org.

NOTE: Prices are subject to change.

Scan the QR code for details:





For citizens of the Republic of Armenia, including those with dual citizenship, and persons with residence status, state kindergartens and secondary educational institutions are free of charge. Teaching is conducted in Eastern Armenian. English and Russian languages are taught in all public schools. Some schools offer classes in German, French, and Chinese. State colleges and universities also offer discounted or free spots for students who score high marks on entrance exams.

You can find many private kindergartens, schools, and universities in Armenia, which usually specialize in foreign languages and relations with international organizations. Tuition fees for private institutions vary.

How to enroll in kindergarten

You can enroll your child in kindergarten once they turn 2 years old. To complete the enrollment, you will need to submit the following documents:

- 1. An application addressed to the headmaster**
- 2. The child's birth certificate**
- 3. The original and a copy of the child's Social Services Number or a certificate of exemption from it**
- 4. One photo (30x40mm)**
- 5. An extract from the child's outpatient medical examination card**
- 6. A certificate indicating if the child requires special educational or developmental conditions**
- 7. A copy of the parent's passport with the registration page. In the case of an ID card or another identification document, a certificate of registration is required.**

Kindergartens managed by the Yerevan Municipality can be accessed and registered for via the website mankapartez.yerevan.am.

How to enroll in a public school

Enrolling your child in a public school is quite simple. To enter the first grade, you need to choose an educational institution on the portal hayt.emis.am and send an application. To enroll in an educational institution from grades 2-12, you need to contact the relevant school and have the following documents with you:

1. A birth certificate or passport (with copies)
2. Proof of address registration of the child (at the place of residence)
3. An academic file from the previous school of the student enrolling in second grade or higher (not first grade)
4. Academic transcript/Grade report.
5. Original certificate of completion of basic education for those enrolling in grades 10-12
6. Two color photos of the child (size 3x4 mm)
7. The child's health certificate (From26)
8. Social Services Number
9. A completed application form.

NOTE: Documents in foreign languages must be translated into Armenian and notarized.

For additional questions, please contact the Ministry of Education, Science, Culture and Sports of the Republic of Armenia (hotline: 010-59-96-00).

For more information about higher education in Armenia, visit the website escs.am or hesc.am.



To get a job in Armenia, you must bring all relevant diplomas and certificates with you. Some employers may request translated copies of them, and international organizations may require the originals. Update your resume (CV). Most Armenian companies prefer a one-page American-style resume, attached to an email submission. Make sure that you have familiarized yourself with the organization to which you are applying to meet all its requirements. Repat Armenia offers professional advice, as well as assistance in creating a resume.

The minimum wage in Armenia is currently 75,000 AMD. As of 2025, the country's average salary is more than 250,000 AMD.

To find a job, it is recommended to regularly review opportunities offered by government institutions and private companies, as well as to make use of available online resources and platforms:

Misa.am, Staff.am, Job.am, Careercenter.am, HR.am, Jobfinder.am, Myjob.am, etc.

A complete list of online resources and additional information can be found in the "Jobs in Armenia" section on the website [repatarmenia.org](https://www.repatarmenia.org).

www.repatarmenia.org/repatriate/practical-information/employment/job-sites-in-armenia

Actively looking for a job in Armenia? Apply to Repat Armenia Foundation for personalized support and access to an exclusive staff.am/repat platform to boost your visibility and employability.

Additionally, the first state platform in the field of employment, e-work.am has already been launched. It will serve as a key link to facilitate communication between job seekers and employers.

Taxes

A timely and well-informed choice of the taxation system is crucial for a company's efficient operation and effective tax planning.

- Tax-free status is granted to companies operating in free economic zones.
- General tax regime: if the company does not choose a special tax regime, it will be subject to corporate income tax (CIT) of 18% and value added tax (VAT) of 20%.
- Turnover tax: is a type of sales tax, typically ranging from 1% to 20%, which replaces CIT and VAT. Only small enterprises with an annual turnover below 115 million AMD are eligible to apply for this tax regime. Turnover tax declarations are submitted quarterly.

Starting January 1, 2025, the turnover tax rate for commercial (buy-sell) activities has been increased from 5% to 10%.

Turnover taxpayers are subject to the following rates depending on the type of activity:

10% - for commercial activities;

7% - for manufacturing;

12% - for public catering;

10% - for work performed and services rendered.

- **Microentrepreneurs:** These are entrepreneurs with an annual income of less than 24 million AMD, which are exempt from paying income tax and VAT. Registered commercial organizations and individual entrepreneurs must submit an application to be recognized as a microentrepreneur within 20 calendar days after registration.

Citizens of the Republic of Armenia who are residents (excluding individuals classified as minors as of December 31) must submit their personal financial declarations to the State Revenue Committee for the previous year by May 1 of the following year.

The social security tax is 5% for salaries up to 500,000 AMD and 10% minus 25,000 AMD for salaries exceeding 500,000 AMD. Rental income is taxed at a flat rate of 10%.

OPENING A BUSINESS IN ARMENIA



Business registration in Armenia takes just 20 minutes. Entrepreneurs and business owners can choose from various types of legal entities. It's crucial to understand these options before setting up a company, as the type of legal entity you choose will determine your company's obligations and safeguard its rights, much like how your business idea defines its direction.

Registering a business in Armenia is quick and convenient, with the option to complete the process online at e-register.am.

The registration process follows the 'One Window' principle. This means that individuals looking to establish a legal entity or register as an individual entrepreneur only need to visit a single authority—the Agency of the State Registry of Legal Entities, which operates under the Ministry of Justice of the Republic of Armenia.

✉ onewindow@isc.am ☎ +374 11 208 105

Find all the necessary information about required documents and costs for setting up any type of business in Armenia at armenia.eregulations.org.

Enterprise Armenia provides support for legal issues as part of its comprehensive services to investors. They offer guidance on legal procedures, regulations, and compliance requirements to ensure smooth business operations and help international investors navigate Armenia's legal landscape.

Visit the website enterprisearmenia.am to get information about business opportunities in Armenia and recommendations on your business or investments.

As an individual entrepreneur, you will need to obtain a taxpayer identification number, as you will be engaged in entrepreneurial activities, independent and periodic sale of goods or services.

As an individual entrepreneur, you can benefit from simplified taxation schemes for small and medium-sized enterprises, such as turnover tax, which replaces the standard income tax.

WORK PERMIT



If you want to start working in Armenia before obtaining RA citizenship or resident status, you will need to obtain a work permit. Your employer must apply through the electronic system for **work permits - workpermit.am**.

Communication with Migration Service specialists:

 workpermit@gov.am  +374 60 275 021, +374 60 275 036

Highly qualified foreign specialists, business owners, managers, specialists in certain fields, highly qualified specialists in the field of public administration (for example, agriculture, natural sciences, information technology, finance, food technology, or management), university professors, accredited representatives of foreign media, refugees, and students participating in exchange programs are exempt from the work permit requirements.

EAEU citizens (Belarus, Kazakhstan, Kyrgyzstan, and Russia) are also exempt from work permits requirements. However, before starting work, they must register on workpermit.am and upload their employment contract.

After receiving the work permit (within 30 days), you must obtain your Social Services Number, and it is recommended that you register your place of residence at the same time.

The employer must provide the following documents (translated and notarized) to the Migration Service of the Republic of Armenia:

- Application
- Passport
- Diplomas and other documents confirming education or qualifications, with apostille/legalization
- Two photos (35x45 mm)
- Payment of the state fee (AMD 25,000 must be paid by you or your employer).

RENTING



Rent prices in Armenia are determined by location, area, type of building amenities provided, and season. Rental prices rise in the summer during the tourist season. Most rental apartments come fully furnished.

Costs are significantly higher in Yerevan, especially in the city center where prices for a studio apartment start from 500 USD. As a rule of thumb, the further you move from the city center, the lower the rental price.

Where to start

You can start your search on Facebook by joining the groups "**Repats&Expats: Real Estate in Armenia**", "**Find Flatmates/Roommates in Yerevan**". Specify the price, area, and location of the desired apartment, and someone will assist you with your inquiry.

There are also multiple websites with real estate listings, where you can choose accommodation by location, price, and size.



list.am
real-estate.am

myrealty.am
realtors.am

estate.am
bnakaran.com

Listings on these sites may be duplicated as agents/brokers repost listings. Agents generally receive a commission (usually 10% of the first month's payment) from both the landlord and the tenant. Be prepared to pay for the first and last months of the lease, as well as a commission of 10%.

NOTE: You can rent an apartment either directly from the landlord or through a broker. It is advisable to have a notarized contract with the owner of the property or with a brokerage company. If you do not want to pay a broker's commission, try to find a place directly through the landlord.

If you wish to make any repairs or investments in the place you have rented, be sure to coordinate expenses and payments with the owner in advance. Do not be afraid to negotiate, as landlords are often ready to offer lower prices, especially for long-term rentals.

Paying Utilities

Utility bills (gas, electricity, water) are available online starting on the 10th day of the month and must be paid by the 20th. Payments are usually made online through various mobile apps, which you can connect to your bank account, or at various payment terminals/ATMs, often located near supermarkets, where you can use cash. They are usually paid using a customer number or the phone number associated with the service activation.

Mobile payment applications: **iDram, Mobidram, TellCellWallet, EasyWallet, ArCa, UPay, Internet Banking.**

NOTE: The heating systems in many buildings are decentralized, which will make a difference in electricity and gas costs. The amount of utility bills (in particular, for heating and ventilation) is influenced by the type of residential building.

Choosing a Mobile and Internet Provider

There are three main mobile service providers in Armenia: **Ucom, Viva,** and **Team Telecom.** All three have generally good coverage in Yerevan and across Armenia.

You will have 2 options: a monthly plan or pay-as-you-go services. Tariff plans can range from 2,000 to 9,500 AMD, depending on the services you choose.

Home internet is available through **Ucom, Team Telecom, Ovio,** and other providers. All offer a combination of internet/phone/television plans, the cost of which ranges from 6,000 to 12,000 AMD. If you plan to rent, chances are that the property already comes with internet and TV services installed, and you will be responsible for paying the monthly costs.

When purchasing a service, you will need to bring your passport (foreign passports are also accepted) or ID card with you.



Opening a Bank Account

Personal bank accounts are primarily used for receiving payments from your employer, government-provided benefits, and paying for utilities. Mobile and internet banking is very common for making payments for utilities, especially phone and internet services.

When opening up a bank account as a citizen or resident of Armenia you will need:

- Your Armenian/foreign passport
- Social Services Number
- Registered address

NOTE: Foreign nationals without legal status in Armenia may open bank accounts with an additional set of documents to prove their permanent residence in Armenia. Make sure to check the compatibility between Armenia's banking policies and those of the country where you hold citizenship.

You can find comprehensive information about banks and the country's financial system at the Central Bank's website cba.am.

All banks have branches where you can take a number based on your banking needs for the day. Once your number appears on the screen, approach the window indicated.

NOTE: You can check foreign exchange rates at rate.am.

TIP: Banks located in the city center are generally busier than those in peripheral areas or on smaller streets. Expect the longest wait times around lunch and closing hours. We recommend using the Earlyone app to reserve your time slot before arriving at the bank.

Moving Your Financial Assets

You can bring up to 10,000 USD (or the equivalent in another currency) when traveling to Armenia by air or land without needing to declare it. If you're entering from non-EAEU countries, you are required to declare any amount of 10,000 USD or more upon entry. This rule applies to both cash and travelers' checks.

TIP: For amounts exceeding 10,000 USD (or the equivalent in another currency), it is recommended to use a bank for International SWIFT transfers to bank accounts or fast money transfer services like MoneyGram and Unistream.

DRIVING IN ARMENIA AND PUBLIC TRANSPORTATION



If you plan to drive a car in Armenia and you come from a country that has signed the Vienna Convention (e.g., Russia, Georgia, the UK), you can use your driver's license. After obtaining citizenship of the Republic of Armenia, you must obtain an Armenian driving licence, if you plan to drive a vehicle in Armenia.

NOTE: Canada, the United States and Lebanon are not parties to the Vienna Convention. The full list of countries participating in the Vienna Convention can be found on the website of the Ministry of Foreign Affairs mfa.am in the section "Consular service and visas".

You need to register online by completing an application form on the website roadpolice.am.

You can choose the date and time for your driver's license exams on the website of the Ministry of Internal Affairs:

- Go to roadpolice.am/en
- Scroll down to the "Accounting and Exam Services" section.
- Click the "Register" button.
- On the right side of the page, find the "Actions related to driver's license" section.
- Enter the required information and select the date on the calendar.
- Click "Subscribe."

For any questions, contact:  mia@gov.am.

NOTE: After subscription, you will receive a message/call with details about the time and place of the exam. At the end of the written exam, you will receive your results, and if you pass, you can then apply for the practical exam. In Armenia, driving theory tests are available in Russian, English, Arabic, and Farsi.

Required documents:

- You will need your passport or ID card and a registration address.
- The theoretical exam costs 3,000 AMD
- The practical exam costs 13,000 AMD
- The driver's license costs 12,000 AMD.
- The minimum age for obtaining a driver's license is 18 years.

For more information about driving, test samples, video courses, etc., Visit varord.am.

As of March 2025, according to a government decree, citizens of the Republic of Armenia and dual citizens can obtain an Armenian driver's license without surrendering their foreign one, provided that their license was issued by a country that is a party to the Vienna Road Convention. No exams are required. Applicants may keep their foreign licenses and can submit their application without waiting in line at the nearest Registration and Examination Department of the Road Police. The processing time for the application is up to two months.

Public transportation in Armenia includes buses, minibuses, metro (only in Yerevan), trains and trolley buses.

The price of public transport in Yerevan as of the beginning of 2025 is 150 drams per trip (metro, trolleybus, city bus). You can find more detailed information about tariffs on the website: [Transport.yerevan.am](https://transport.yerevan.am).

Taxi Services






The following applications are commonly used to order rides online: **GG Taxi**, **Utaxi**, **Yandex Go**.

LIVING EXPENSES

One of the first questions people ask is how the cost of living in Armenia compares to the salaries earned. We've compiled a list of different budgets based on marital and family status to help newcomers get an idea of what their budget might look like.

Each individual's and family's cost of living differs based on their personal needs and spending habits. These estimates are based on the spending habits of repatriates and expats and market prices of 2023.

MONTHLY BUDGET (USD)	 SINGLE	 COUPLE	 FAMILY
RENT	\$350-800	\$450-900	\$700-1200
UTILITIES	\$40-70	\$50-100	\$80-200
FOOD	\$150-250	\$250-350	\$300-400
TRANSPORTATION	\$20-50	\$50-100	\$80-150
HEALTHCARE	\$10-40	\$20-80	\$30-120
LIFESTYLE	\$100-300	\$200-500	\$300-600

NOTE: The cost of living calculated here is based on the prices in Yerevan. Rent and housing prices are usually cheaper in other cities and towns, such as Gyumri and Vanadzor.

You can calculate your expenses in advance on the website  [numbeo.com](https://www.numbeo.com).

GOVERNMENTAL FEES AND SERVICE CHARGES

Below is a table of government taxes and payments related to the repatriation process.

SERVICE FEE

Citizenship application _____	1,000 AMD
Regular passport _____	1,000 AMD
Biometric passport _____	25,000 AMD
ID card _____	3,000 AMD
Address registration _____	1,000 AMD
Expedited passport or ID card issuance	
Next business day _____	20,000 AMD
3 business days _____	10,000 AMD
5 business days _____	5,000 AMD
Temporary residence permit, card, and registration _____	105,000 AMD
Permanent residence permit, card, and registration _____	140,000 AMD
Special residence permit, special passport, and registration _____	150,000 AMD
Extension of the status of temporary admission _____	105,000 AMD
Changes to permanent residence card _____	20,000 AMD
Replacement of permanent or temporary residence card _____	12,000 AMD
Replacement of a lost special passport _____	75,000 AMD
Tourist visa overstay penalty _____	50,000 AMD

*In 2025, the governmental service fee for the citizenship application is planned to be raise to 50,000 AMD.

For more information, visit our website



diaspora.gov.am

IMPORTANT AND EMERGENCY NUMBERS



Fire Department _____	101
Police _____	102
Emergency Medical Care _____	103
Emergency gas Service _____	104
Emergency Situations Crisis Management Center _____	911/112
Yerevan Municipality Hotline _____	105
Yerevan City Crisis Management Center _____	108
SPYUR Information Service _____	113
Traffic Police _____	177
Information service of the railway station _____	184
Zvartnots Airport Information Service _____	187
The hotline of the Ministry of Health _____	8003



diaspora.gov.am
@DiasporaGovAm

